

# London Borough of Hammersmith & Fulham

## 2022-23 Childcare Sufficiency Assessment



Hammersmith & Fulham Council  
Children's Services

[contact@place-group.com](mailto:contact@place-group.com)

[place-group.com](http://place-group.com)

0845 548 5677



## Contents

page

Introduction	3
Sufficiency in the Borough	3
Supporting Childcare Sufficiency	4
Profile of Hammersmith & Fulham	5
Population Changes	5
Special Educational Needs	7
Supply of Childcare	8
Occupancy	8
Post Covid Impact	10
Responding to Special Educational Needs	10
Costs of Early Years Childcare	11
Childcare Funding	12
Take-up of Funded Childcare	13
Quality of Childcare	15
Type of Childcare Accessed	15
Recommendations and Actions	17
Methodology	19

## Introduction

The vision for Children's services across Hammersmith and Fulham is "Building a better future for children and young people". Central to this vision, the London Borough of Hammersmith and Fulham is committed to working with providers from childminders, the private, voluntary, and independent sectors (PVI) and the school early years sector, with the aim of creating a strong, sustainable, and diverse childcare market that meets the needs of families and supports children's learning through the Early Years Foundation Stage (EYFS).

The 2022/23 Childcare Sufficiency Assessment (CSA) and accompanying ward profiles support the borough with its key objective; to continue to secure sufficient high quality childcare places for children to access the early education entitlements and support local parents who are working, studying, or training for employment.

## Sufficiency in the Borough

Overall, based on the Childcare Sufficiency Assessment early years provider surveys, **there are sufficient childcare places in the borough to meet demand**. There are sufficiency concerns within College Park and Old Oak ward, where projected new housing developments may increase demand for childcare in this area. If projections for population increases are realised in this ward, families may need to travel to access childcare provision or have less choice.

The 2022/23 CSA has been supplemented by a set of ward-focused summaries, each of which incorporates a conclusion as to the extent to which the local authority needs to be aware of any sufficiency risks within that locality. The local authority has continued to plan aligned to the sixteen wards that comprised the borough at spring 2022, i.e.: <sup>1</sup>

1. Addison
2. Askew
3. Avonmore and Brook Green
4. College Park and Old Oak
5. Fulham Broadway
6. Fulham Reach
7. Hammersmith Broadway
8. Munster
9. North End
10. Palace Riverside
11. Parsons Green and Walham
12. Ravenscourt Park
13. Sands End
14. Shepherds Bush Green
15. Town
16. Wormholt and White City

---

<sup>1</sup> In spring 2022, the number of wards in the London Borough of Hammersmith and Fulham, increased from 16 to 21: [https://www.lbhf.gov.uk/sites/default/files/section\\_attachments/hf\\_ward\\_boundaries\\_with\\_street\\_names.pdf](https://www.lbhf.gov.uk/sites/default/files/section_attachments/hf_ward_boundaries_with_street_names.pdf)

The 16 documents are accessible, for a reader to discern an assessment of childcare sufficiency in 2022 within each of those geographic locations. The following CSA summary can be read aligned to the context of the coronavirus (COVID-19) pandemic which has had a significant impact on local families and has resulted in a changed demand for childcare, both on a national level and local level. The scale of the impact may take some time to be fully understood, and this CSA represents an ongoing assessment appraisal of the effects on the dynamics of the Hammersmith and Fulham early years and childcare sector.

The 2022 CSA summary, and the individual 16 Planning Area summaries, also report how new housing developments are influencing the sufficiency of early education and childcare provision.

### **Supporting Childcare Sufficiency**

The Local Authority continues to support childcare providers with advice, information, and training. The Service work in partnership to support the business needs of our providers including offering financial health checks to support the sustainability of the sector.

Families within the borough continue to be supported with up-to-date information available to access on the Family Information Service and Local Offer websites and through telephone support. Individuals can also receive specific advice for childcare entitlement applications, finding a place, or receive support regarding accessing childcare or children with special educational needs.

## Profile of Hammersmith & Fulham

The London Borough Of Hammersmith & Fulham’s population is 183,157 and is the third smallest local authority in the country in terms of area, covering 1,640 hectares. The borough is the sixth most densely populated area, with a density of 114 people per hectare, twice as densely populated as London as a whole.

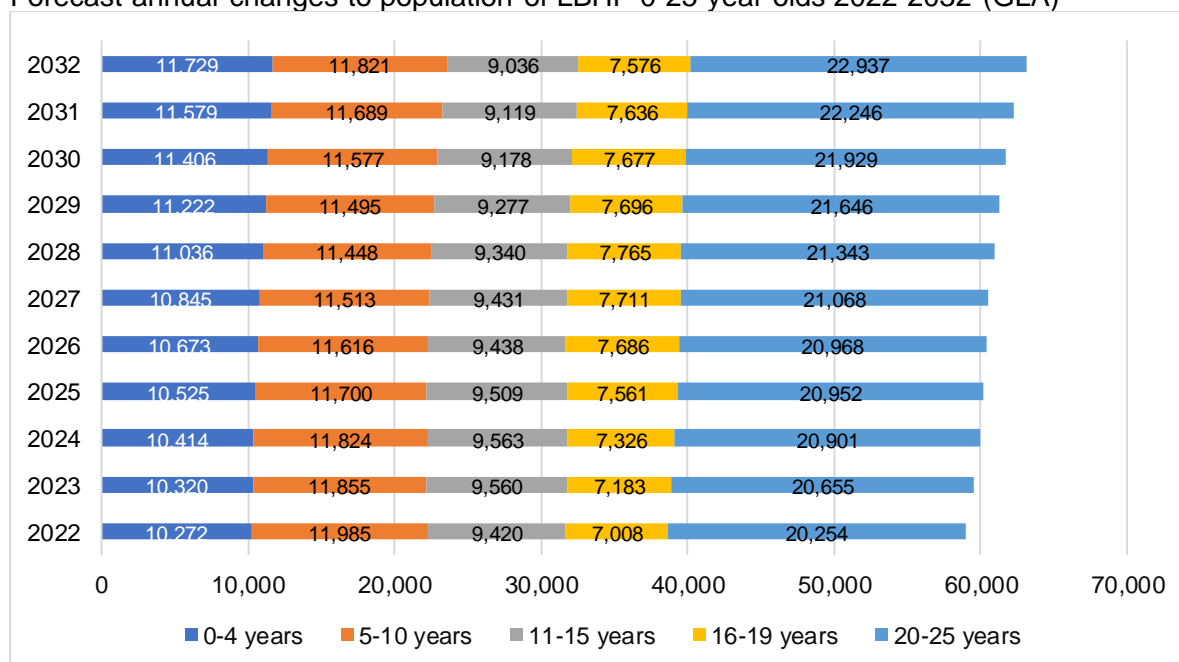
In total there are approximately 10,272 children under the age of five living in the borough. Many of these children will require early years childcare. The population of school age children is 11,985 aged 5-10 years, 9,420 children aged 11-15 years, 7,008 aged 16-19 years and, 20,254 aged 20-25 years.

### Population Changes

The Office for National Statistics has started to release more detailed results of the Census taken on 21 March 2021 and have more recently released the mid-year estimates for 2021. One of the key findings of the 2021 Census is a significant decrease in the 0-4 age group of 24.7% in Hammersmith & Fulham.

The following diagram shows the forecast progressive population changes for these age groups and indicates a fundamental trend that children aged 0-15 years will continue to steadily decrease over the forthcoming decade, however the 16-25 years cohort will steadily increase. This is primarily due to children ‘aging through’ from the beginning of the decade.

Forecast annual changes to population of LBHF 0-25 year olds 2022-2032 (GLA)



The Greater London Authority (GLA) forecast the following changes in population for 0–18 year-olds in the Borough of Hammersmith & Fulham’s wards during the period 2023 – 2027. Between 2022 and 2030, there were approximately 400 new housing developments planned for construction, which will yield approximately 20,800 new dwellings within the locality. College Park and Old Oak, Hammersmith Broadway and Sands End will accommodate the highest incidence of new housing developments.

Ward	Population of 0-4 year olds in LBHF 2022	Population of 0-4 year olds in LBHF 2027	Change (Number)
Addison	224	175	-319
Askew	381	386	<b>+5</b>
Avonmore and Brook Green	188	135	-53
College Park and Old Oak	274	515	<b>+219</b>
Fulham Broadway	188	156	-32
Fulham Reach	448	395	-53
Hammersmith Broadway	237	207	-30
Munster	211	163	-48
North End	175	146	-29
Palace Riverside	155	118	-37
Parsons Green & Walham	276	236	-40
Ravenscourt Park	467	390	-77
Sands End	308	249	-59
Shepherds Bush Green	289	294	<b>+5</b>
Town	215	184	-31
Wormholt and White City	337	276	-61

Ward	Population of 5-14 year olds in LBHF 2022	Population of 5-14 year olds in LBHF 2027	Change (Number)
Addison	1,073	874	-199
Askew	1,652	1,627	-25
Avonmore and Brook Green	886	750	-136
College Park and Old Oak	1,366	2,332	<b>+966</b>
Fulham Broadway	1,027	824	-203
Fulham Reach	920	825	-95
Hammersmith Broadway	1,258	1,208	-50
Munster	1,127	967	-160
North End	865	781	-84
Palace Riverside	823	728	-95
Parsons Green and Walham	1,411	1,317	-94
Ravenscourt Park	1,124	921	-203
Sands End	1,672	1,390	-282
Shepherds Bush Green	1,260	1,262	<b>+2</b>
Town	1,145	986	-159
Wormholt and White City	1,836	1,684	-152

**It is considered that there is sufficient childcare to meet current childcare demand from families living in hammersmith & Fulham.** Only within the College Park & Old Oak ward, the Local Authority have concluded future demand for early years childcare places may not be met fully by the uptake of existing vacant places. Provision will need to be planned for an increase in demand for both out of school and early years childcare places.

## Special Educational Needs

Hammersmith & Fulham has seen a consistent rising trend in Education, Health and Care Plans (EHCP) numbers in recent years, broadly reflecting a national trend. The proportion of pupils in maintained schools with an EHCP is above the national average but the differences are less significant when considered as a proportion of the borough's population. In comparison, the incidence of SEN Support has seen a broadly flat trend locally and nationally, however in Hammersmith & Fulham this is below the national average.

The two largest primary need groups for EHCPs are Autism Spectrum Condition (ASC) and Speech, Language and Communication Needs (SLCN), which together account for almost two thirds of EHCPs in Hammersmith & Fulham: In addition:

- Since 2018-2019, the proportion of the EHCP cohort in the ASC and SLCN groups has been steady.
- The incidence of SEMH has seen a rising trend in recent years which, if this continues, would lead to a significant projected increases in EHCPs with a primary need of SEMH.
- There have been declines in the proportion of the EHCP cohort with MLD, SLD and SPLD - together with some of the smaller primary need groups.
- Some of the smaller primary need groups have seen relatively large percentage changes (e.g. Hearing Impairment).

## Supply of childcare

For private, voluntary and independent nurseries and childminders, the number of registered places represents the maximum number of children who can take up places at any given time. In practice, many providers choose to operate below their number of registered places.

Children may attend childcare full time or part time. This table records places for children who are attending full time, or for as many hours as the setting is open. In some cases, two or more children attending part time may use one full time equivalent place. For example, one child may attend in the morning and one child may attend in the afternoon.

To gauge how access to childcare places varies across the borough, we can compare the numbers of children resident in each area to the number of childcare places estimated to be nearby. For further information about the supply of childcare in individual wards please refer to the sixteen ward profiles attached to this report.

In total, there are 282 childcare providers in the borough, offering a maximum of 4,689 early years childcare places. In addition, there are 61 out of school clubs, offering a maximum of 1,572 places.

Type of Provider	Number of Providers: H&F	Total Number of places
Private, Voluntary and Independent Day Nurseries and Pre-Schools	62	3,047
Maintained Nursery Schools	4	370
Nursery Classes in School / School Nurseries	31	785
Out of School Childcare Providers		
- After School Clubs	27	702
- Breakfast Clubs	34	870
- Holiday Playscheme	13	<i>variable</i>
Registered Childminder	92	487

Whilst several new providers have opened during this period, the overall trend is downwards as more providers have left the market than have joined leading to overall two fewer providers than in August 2019. However there has been an increase in the number of active childminders in Hammersmith & Fulham registered with Ofsted since August 2020. These changes are likely to have been intensified by the impact of the COVID pandemic period.

## Occupancy

In summer term 2022, there were 173 children accessing the free entitlement for 2-year-olds in Hammersmith & Fulham and 1,441 children aged 3 and 4 years who were accessing either the free universal 15 hours entitlement for 3 and 4 year olds or the extended 30 hours childcare offer. 26% of early years childcare providers stated that their occupancy had increased since autumn 2021 – whilst 33% stated that it had decreased since that period, with the most frequently considered reason for the decrease being “due to families moving away from London”.



Type of Provider	Providers with a waiting list in 2022	Providers with vacant places in 2022
Early Years Childcare Provider	45%	58%
Out of School Childcare Provider	n/a	60%
Registered Childminder	57%	45%

The last year has been challenging as issues with staff recruitment and retention have had an impact on the delivery of all early years childcare, including out of school provision. Due to these pressures within the sector, providers are increasingly finding it difficult to offer the childcare places to meet demand for children and younger children and children with additional needs in particular as these groups often require enhanced staffing ratios.

Over a quarter of early years childcare providers in the Hammersmith & Fulham stated that they were experiencing sustainability issues due to COVID-19. The repeated themes were:

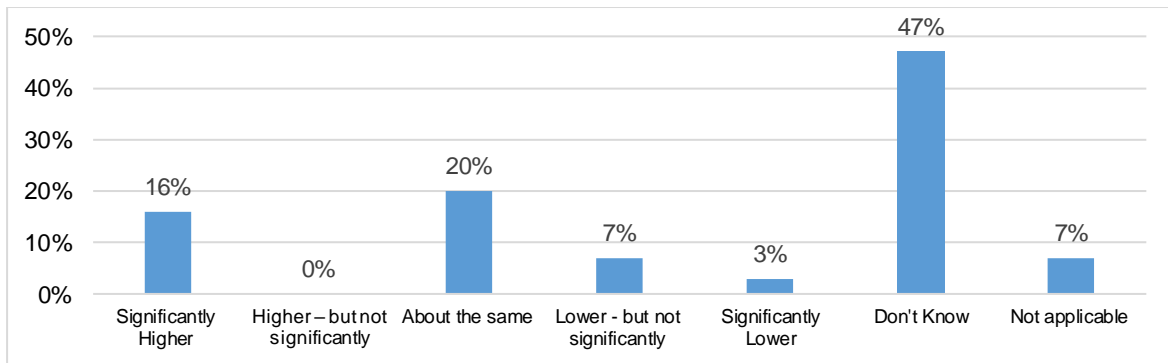
1. Concerns over recruitment and retention
2. Concerns about a reduction in fee paying families
3. Concerns aligned to staff's enthusiasm to remain working in the sector

Type of Provider	Average no of staff members employed in settings	Providers where staff have left in past 12 months %	Providers experiencing recruitment and retention issues %	Providers with staff training needs %
Early Years	12	32%	26%	16%
Out of School	15	17%	0	0

All childcare providers were asked to state new trends aligned to demand they had noticed over the past 12 months. The most recurrent response was “an increase in demand for flexibility in terms of hours of care”. Childcare providers were also asked to state their predictions on how demand would modify for fee paying childcare places by autumn 2023 based on current trends of demand.

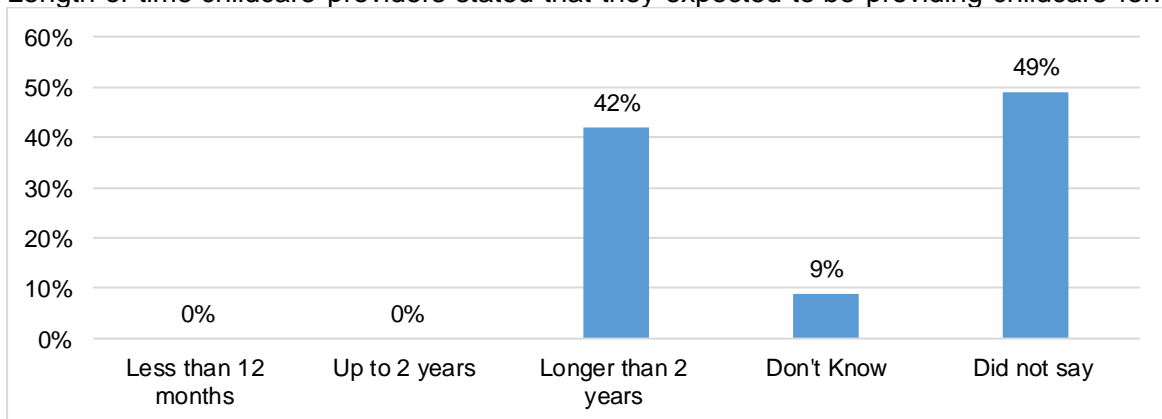
Almost all Hammersmith & Fulham providers offer the free childcare entitlements, including the 2-year-old targeted places, the 3 & 4-year-old universal offer and the enhanced 30 hours offer. In 2022, there were 173 children accessing the free entitlement for 2-year-olds, 1,441 children aged 3 & 4 years accessing either the free universal 15 hours entitlement for 3-and 4-year-olds or the extended 30 hours childcare offer.

When asked to predict future demand based on current levels of occupancy, 36% reported that they predicted demand would either be significantly higher or about the same with 10% stating they thought demand would be either lower or significantly lower. 47% stated that they were not yet able to say. The survey responses suggest that the market is still uncertain, however over a third of providers consider demand for childcare will improve over the next year based on patterns of current up-take. Their responses were as follows:



We asked early years providers how confident they were about their longer-term viability. In response to this question, no provider reported they expected to have sustainability issues over the next two years. 42% of providers were confident that they would still be operating in 2 years' time, with 9% not able to say at this point.

Length of time childcare providers stated that they expected to be providing childcare for:



## Post-Covid Impact on Occupancy

Providers continue to notice a change in pattern of how parents choose to access childcare. Providers told us that parents were much more interested in taking up part time places and/or in accessing childcare in a more flexible way than they had done previously. It will take time to see if these changes to the way parents want to take up childcare are longer term or whether this will return to pre-COVID patterns of childcare take-up, largely impacted by working patterns, the trend to work from home and, resulting need for childcare.

## Responding to Special Educational Needs

40% of setting-based early years childcare and out of school childcare providers stated that they had at least one team member with a SEND-themed qualification; this is significantly higher than most other Local Authority early years sectors. Repeated examples of qualifications stated were:

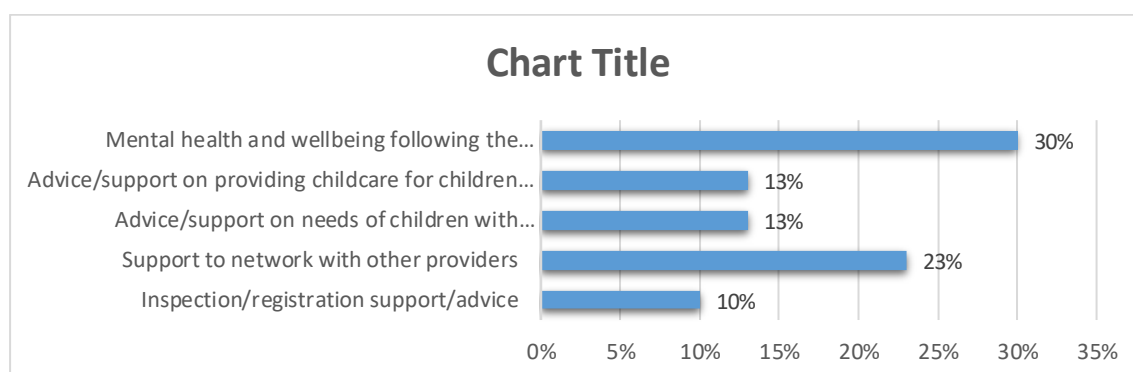
- A trained SENCO
- Staff member(s) with Autism training/qualification
- ADHD awareness training
- SEND Diploma

24% of Hammersmith & Fulham locality-based early years childcare providers and out of school childcare providers stated that the ongoing effects of the pandemic on the expected learning and development of their children continues to be an issue. Correspondingly, 18% of H&F locality-based registered childminders stated that they continued to observe some ongoing effects of the pandemic for certain children. Observations included:

- “We are seeing more ‘undiagnosed children’... not having accessed previous settings or professionals” – and similarly:
- “Undiagnosed children seem to be on the increase at nurseries... those who have not had agencies working with them”.
- “As an after-school club, we are seeing more young people not wanted to participate so much in focused activities”

All childcare providers were asked what further support that they would appreciate from Hammersmith & Fulham Council. The three most frequent requests were:

1. Advice on grants that are available for childcare providers
2. Continued support on the theme of staff and workforce mental health
3. Continued advice and support in preparing for an Ofsted inspection



## Costs of Early Years Childcare

The Service have surveyed settings for information regarding prices charged within the borough. There may be variations to prices based on a number of variables such as total number of hours used and discounts for sibling groups. There may also be additional payments for additional services, such as meals.

Due to commercial sensitivity, a limited proportion of providers responded and there will be providers charging outside the range of prices shown. Differences between years may be due to a different sample of providers responding. Due to insufficient responses from childminders, we are unable to provide pricing information for this provider type.

Child age range	Price per hour range	Average price per hour
0 – 1 years old	£7.25 to £18.50	£11.80
2 years old	£5.25 to £22.00	£11.00
3 – 4 years old	£5.00 to 21.00	£10.60

For school age children during term time, we report on average prices before school per day and, after school per day. For holiday childcare, we report on holiday club prices per week.

Type of Setting	Average price/session	Inner London Average
Breakfast Club per day	£3.10 per session (varying lengths)	Not known, information not collated nationally
After-school Club per day	£9.95 per session (varying lengths)	£59.98 per week (£12 per day)
Holiday Club per week	Average £139 per week Range £90 - £150	£130.50 per week

## Childcare Funding

The following funding options are available to families seeking childcare and additional funding available once a child is taking up a place. Please refer to 'Detail' column for more information about eligibility and how applications are made.

More information can be sought from the Family Information Service which can be accessed via the Hammersmith & Fulham Council website.

Funding Offer	Detail
3 and 4-year-old universal offer	All 3 & 4-year-olds are entitled to the universal 15 hours of childcare a week, for a maximum of 38 weeks (570 hours). Some providers will allow parents to 'stretch' the hours over 50 weeks, using fewer hours per week.
2-year-old targeted offer	The free early education entitlement for 2-year-olds offers children from less advantaged backgrounds 15 hours childcare a week (570 hours). Some providers will allow parents to 'stretch' the hours over 50 weeks, using fewer hours per week.
30 hours enhanced offer	If you are working you can usually get 30 hours free childcare if you (and your partner, if you have one) are in work, on sick leave or annual leave or on shared parental, maternity, paternity or adoption leave. You can get 30 hours of free childcare per week for 38 weeks of the year (during school term time) or for 52 weeks if you use fewer than 30 hours per week.
Tax free childcare	Parents can open a new childcare account and for every £8 a parent contributes; the government will pay in an extra £2. Parents can get up to £2,000 government support per child, per year, towards their childcare costs - that's up to £500 every three months. If they have a disabled child, they can receive up to £4,000 per child – a total of £1,000 every three months.
Early Years Pupil Premium	The Early Years Pupil Premium (EYPP) is additional funding for early years settings to improve the education they provide for eligible disadvantaged three and four-year-olds. The funding is applied for, and goes directly to registered early years providers.
SEN Inclusion funding	Early education and childcare statutory guidance for local authorities requires them to establish an Early Years Inclusion Fund to support three and four-year-olds with emerging or low-level Special Educational Needs (SEN) or disabilities. Targeted interventions must be implemented with the full consent of parents.
The Disability Access Fund	From April 2017, the government introduced the Disability Access Fund (DAF) for early years providers to support children with disabilities or SEN. The DAF aids access to early years places by supporting providers in making reasonable adjustments to their settings and/or helping build capacity.

## Take-up of Funded Places

### Two-year-Old Funding

This table identifies the number of actual children funded per term since 2020/21.

Year	Term	Number of Funded Children
2019/20	Summer	268
	Autumn	284
	Spring	262
2020/21	Summer	284
	Autumn	245
	Spring	214
2021/22	Summer	206
	Autumn	254
	Spring	252

This table lists the take-up of 2-year-old funding in settings between 2019/20 and 2021/22.

2-Year-Old Funding				
Provider Type	2019/20	2020/21	2021/22	Trend
PVI/Childminder	214	146	189	Increasing
Maintained Nursery School	85	63	68	Increasing

### Three- and Four-Year-Old - Universal Offer

Below is a breakdown of the number of funded children on the universal 15 hours in the spring term 2020 compared with the same term in 2019 and 2018.

3- and 4-Year-Old Universal Funding				
Provider Type	Spring 2019/20	Spring 2020/21	Spring 2021/22	Trend
Childminder	17	21	24	Increasing
PVI	1415	1341	1308	Decreasing
Maintained Nursery	287	166	146	Decreasing
School	850	512	520	Increasing

### Extended Entitlement 30 Hours

The following table is a breakdown of the number of funded children on the extended entitlement of 30 hours in the spring term 2022 compared with the same term in 2020.

Extended Entitlement 30 Hours				
Provider Type	Spring 2019/20	Spring 2020/21	Spring 2021/22	Trend
Childminder	7	21	24	Increasing
PVI	216	187	182	Stable
Maintained Nursery	103	70	80	Increasing
School	280	180	176	Decreasing

Census population counts for persons within five-year age bands have recently been published for Local Authorities. For these age bands, the population model has over estimated the numbers of children resident in the borough by nearly 25%. This difference is also reflected among three- and four-year-olds and it should be noted that the actual take-up of early education in Hammersmith & Fulham may be higher than calculations the have indicated.

#### LBHF Enhanced Offer

As well as this, Hammersmith & Fulham funds an offer of an additional 15 hours, on top of the universal entitlement, for residents who are on low incomes and who are not eligible for the Government extended entitlement. This is provided through the Maintained Nursery School provision and additional provision is available in the south of the borough. There are 88 places available for 2-, 3-and-4-year-olds.

#### Comparing take up over time

The following table is a breakdown of how take-up of funded offers across the offers has changed between 2020 and 2022.

Age	2020	2021	2022
2 YO LBHF	52%	45%	55%
2 YO Inner London Average	57%	50%	61%
3 & 4 YO LBHF	77%	73%	71%
3 & 4 YO Inner London Average	79%	76%	76%

#### Comparisons to other Local Authorities for 2022

Below is a breakdown of how the take-up of the 2-year-old offer and the universal 3- and 4-year-old offer in Hammersmith and Fulham compares to averages for Inner London, Greater London and England.

Age	LBHF	Inner London	Greater London	England
2- targeted	52%	57%	59%	69%
3 and 4	77%	79%	84%	93%

## Quality of Early Years Childcare

All childcare providers are registered and inspected by Ofsted and awarded an overall grade for the quality of provision. Childminders and private and voluntary providers are on the Early Years Register, schools and maintained nursery schools are on the Schools Register. The grades for both registers are equivalent.

Schools with nurseries have an overall inspection grade for the whole school and most also have a separate early years grade. Both schools and early years providers have four possible Ofsted grades: Outstanding, Good, Requires improvement and Inadequate.

Provision Type	Number of providers H&F	Good/Outstanding %
Childminders	91	98%
Private, Voluntary and Independent Nursery	64	92%
Maintained Nursery School	4	100%
Nursery Class in School	31	100%
Total	190	98%

## Type of Childcare Accessed

There is a variety of childcare provision in the borough including childminders, sessional nursery groups, day nurseries and after school clubs. The most frequent type(s) of childcare accessed by families were day nurseries. Preschools/playgroups and after school clubs were also accessed by a significant number of families. When our families were asked what childcare provision they envisage using in the future when their child is attending school, pre-school/playgroups and after school clubs were the preferred options. The type of informal childcare responding parents/carers had used for their children in their household during 2022, were grandparents (24%).

Most frequent type of formal childcare evidently accessed by responding parents	Second most frequent type of formal childcare evidently accessed by responding parents	Third most frequent type of formal childcare evidently accessed by responding parents
Day Nursery (51%)	Pre-school (17%)	After school club (13%)

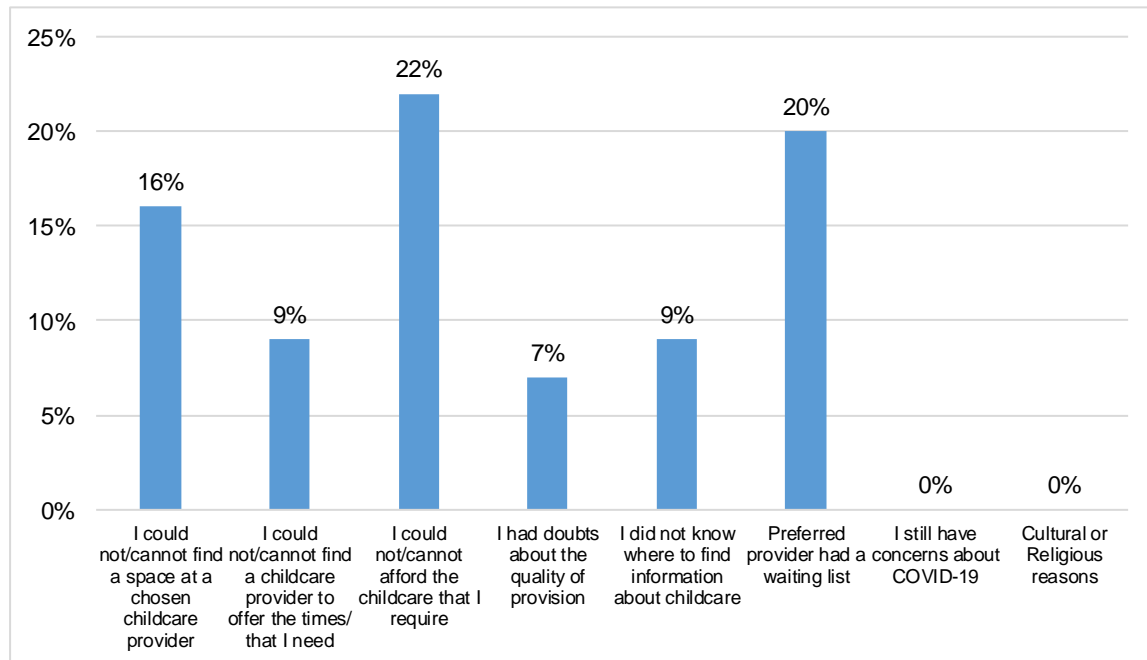
When considering type of childcare accessed by families, 24% of responding parents stated that they were accessing formal childcare only, 24% of responding parents stated that they were accessing informal childcare only and, 52% of responding parents stated that they were accessing formal and informal childcare. Average number of hours parents accessed **formal** childcare for, on a typical weekday in 2022 during term-time.

Average number of hours on a typical week day formal childcare was being accessed for – by relevant parents, during term time	Most frequent number of hours on a typical week day formal childcare was being accessed for – by relevant parents, during term time
7 hours 20 minutes	9

Most frequent weekday accessed: (a) school term-times and (b) school holiday-times.

Most frequent weekday – during term-times	Most frequent weekday – during holiday times
Wednesday	Tuesday

Parents were asked about the barriers they face in the borough when finding suitable childcare for their children. Suitability refers to both availability of places/preferred hours sought and the quality of childcare. The chart below shows how parents responded on their experience of accessing childcare in the borough.



When parents were asked about the affordability of childcare, 22% of our parents said that they had experienced some issues with affordability. 25% of parents cited availability of places as an issue. 16% and 9% of parents stating availability of places at chosen childcare and, availability of preferred times as barriers to taking up childcare.

The majority of the parents in Hammersmith & Fulham were satisfied with the quality of childcare available in the borough, with only 7% commenting on having doubts about the quality of provision. No parents cited concerns about COVID in accessing childcare.

The Service are aware of these barriers when accessing childcare. Hammersmith & Fulham will explore a range of options to address the cost of living challenges to further support families accessing childcare of their choice. This will involve working with colleagues across the Council to identify innovative approaches to address affordability and flexibility concerns.



## Recommendations and Actions

Hammersmith & Fulham and its partners will continue to work with all early years providers, to offer support, advice and guidance and facilitate forums to share good practice, as required. We will continue to work in partnership with all providers to introduce more affordable, accessible, flexible and high-quality provision for families living in the borough. Based on the key findings of this report, the Service will undertake the following actions and work towards the following expected outcomes.

<b>Supporting Early Years Sector Sufficiency</b>	
H&F has sufficient childcare in 2022. The LA will continue to monitor the sustainability of childcare providers and support the sector, where possible, with further developing childcare delivery models that are responsive to an evolving post-Covid market.	
<b>LA Actions</b>	<b>Expected Outcomes</b>
Local authority officers from early years, schools, planning and legal services will continue to work in partnership to support the sufficiency of childcare.	New/forthcoming major H&F housing developments - and their potential to impact on pressure for early years and childcare – will be considered from a strategic perspective, to understand sufficiency and sustainability.
Promote the business advantages to childcare providers of developing more flexible operating models in line with evolving demand.	Maintaining and improving the sustainability of the H&F early years and childcare sector. An increase in childcare providers (new and existing) offering childcare outside of typical hours 8am – 6pm, Monday- Friday. An increase in the number of funded places available to families by childcare providers
Continue to support childminder recruitment initiatives with a focus on childminders offering flexible and affordable childcare.	An increase in the number of registered childminders by 2024-2025. An increase in childminders (new and existing) offering childcare outside typical hours 8am – 6pm, Monday-Friday.

<b>Supporting Early Years Staffing Recruitment &amp; Retention</b>	
H&F will work in partnership to ensure an extensive continuous professional development offer for the sector and, ensure high quality and relevant CPD and network support is available to early years sector staff.	
<b>LA Actions</b>	<b>Expected Outcomes</b>
Continue to support an early years and childcare workforce development plan. Work with key stakeholders to develop a clear training and employment pathway for those wishing to work in the sector.	H&F will support a cohesive and recognised recruitment pathway, including developing partnerships with local adult education providers and the childcare sector. An increase in the levels of qualified people working in the sector in H&F. H&F and its partners further develop the CPD offer available to H&F early years staff, improve the sector staff qualification levels and support with retention of staff
To support retention within the sector, H&F will continue to signpost professionals to appropriate support services.	Settings in areas of greater need receive additional resources and support to meet the challenges that are aligned to serving areas where greater numbers of children live in deprivation

### Supporting Childcare Affordability

H&F will explore a range of options with local and national partners to address the cost of living challenges for many families, parents and carers who have stated that affordability continues to be a barrier to accessing childcare of their choice.

LA Actions	Expected Outcomes
H&F, including via the FIS, will continue to prioritise the promotion of funded childcare and Tax Free Childcare, including to all new parents and to targeted wards of relevant deprivation such as Wormholt and White City and College Park and Old Oak.	In the subsequent full Childcare Sufficiency Assessment there will be a decrease in the incidence of parents/carers highlighting affordability of formal childcare of their choice.  The cost of living crisis, as it effects H&F, will not have a significant impact on the take-up of formal childcare places
Hammersmith & Fulham will use the baseline data from the sufficiency report to inform our aim to support and develop affordable childcare in the borough.	A childcare affordability research programme will be lead by The Economy Department to engage business leaders as part of the Industrial Strategy and provide recommendations for ensuring economic well-being for all residents.

### Supporting Children with SEND

The Early Years Service will work with local SEND services and providers, in order to ensure that families' needs can be met via local provision.

LA Actions	Expected Outcomes
Ensure the H&F SEND 0-25 years graduated response continues to be embedded into early years and childcare practice - and the impact of improved SEND practices are regularly reviewed.	H&F 0-25 years SEND graduated response is fully embedded into borough-wide practice.  Parents/cares of children <b>of all ages</b> with SEND will continue to have high confidence in their ability to access suitable and quality childcare which support their child(ren).

### Supporting Children's Outcomes

H&F will support the sector on the continuing impact of COVID-19 on the learning and development of children in their care and ensure providers have access to appropriate interventions as necessary.

LA Actions	Expected Outcomes
H&F will continue to monitor attainment levels in the early years.  Training will continue to be identified and sourced which continue to align to the early identification of speech & language and social & emotional concerns with pre-school children.	An improvement year on year in Good Level of Development (GLD) in the Early Years Foundation Stage Profile (EYFSP) scores with a particular focus on the EYFS Prime Areas of Learning; Communication & Language, Personal, Social & Emotional Development and, Physical Development.

## Methodology

The research that has informed this 2022 Hammersmith and Fulham Childcare Sufficiency Assessment (CSA) was undertaken by officers from the local authority in partnership with Place Group during autumn 2022. Members of the Place Group sufficiency projects team had previously worked with the local authority on review-themed projects. The research involved:

**1. A structured online survey with childcare providers** that was promoted to the borough's:

- Day Nurseries
- Pre-School/Playgroups
- Maintained Sector Nursery Schools
- Independent Sector Nurseries
- Registered Childminders
- Out of School Childcare Providers (including providers of after school clubs, breakfast/before school clubs and holiday clubs)

**2. A structured online survey for completion by parents and carers** – which was promoted across the borough by Place Group in autumn 2022. The survey incorporated a mixed methodology number of qualitative and quantitative questions which retained a focus on the types of childcare and early years provisions that parents and carers were taking-up (or not taking-up) post the advent of COVID-19.

**3. Structured research to examine the incidence of new housing developments set to take place (i.e. be constructed and occupied) within the Hammersmith and Fulham locality over the forthcoming period 2022-2027** – with the support of London Borough of Hammersmith and Fulham planning authorities.